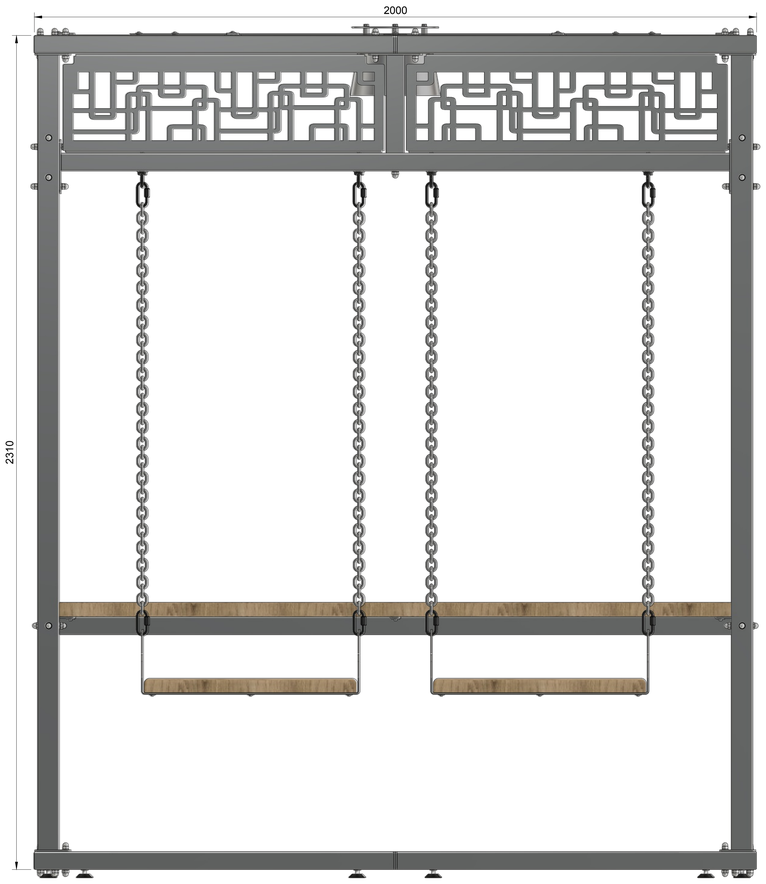



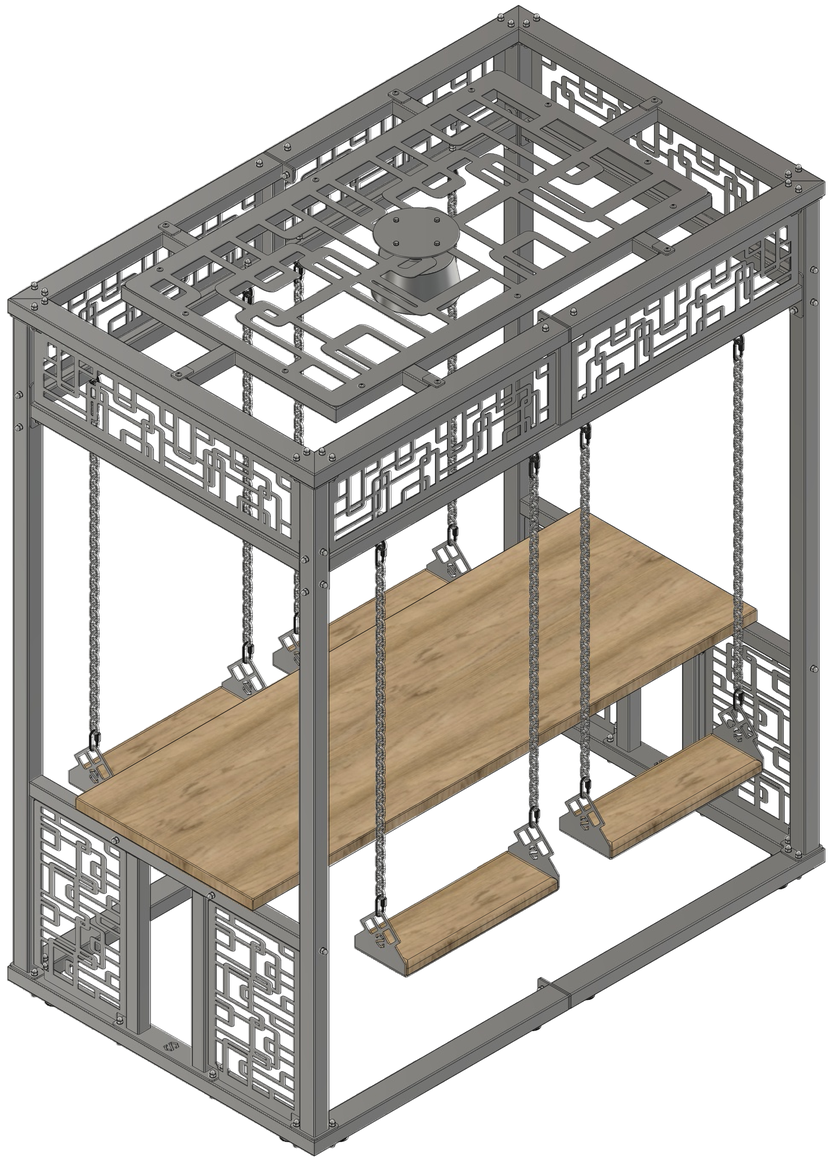

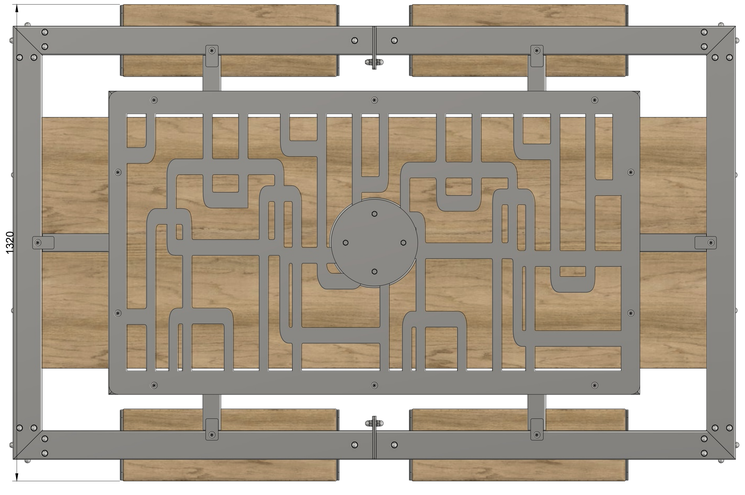

STUDIO GOOF

Dept.	Technical reference	Created by	Approved by
		Goof van Beek 11/08/2026	
STUDIO GOOF		Document type	Document status
		Title: Stahlon_4_Persoons	DWG No.
			Rev. / Date of issue / Sheet 1/2

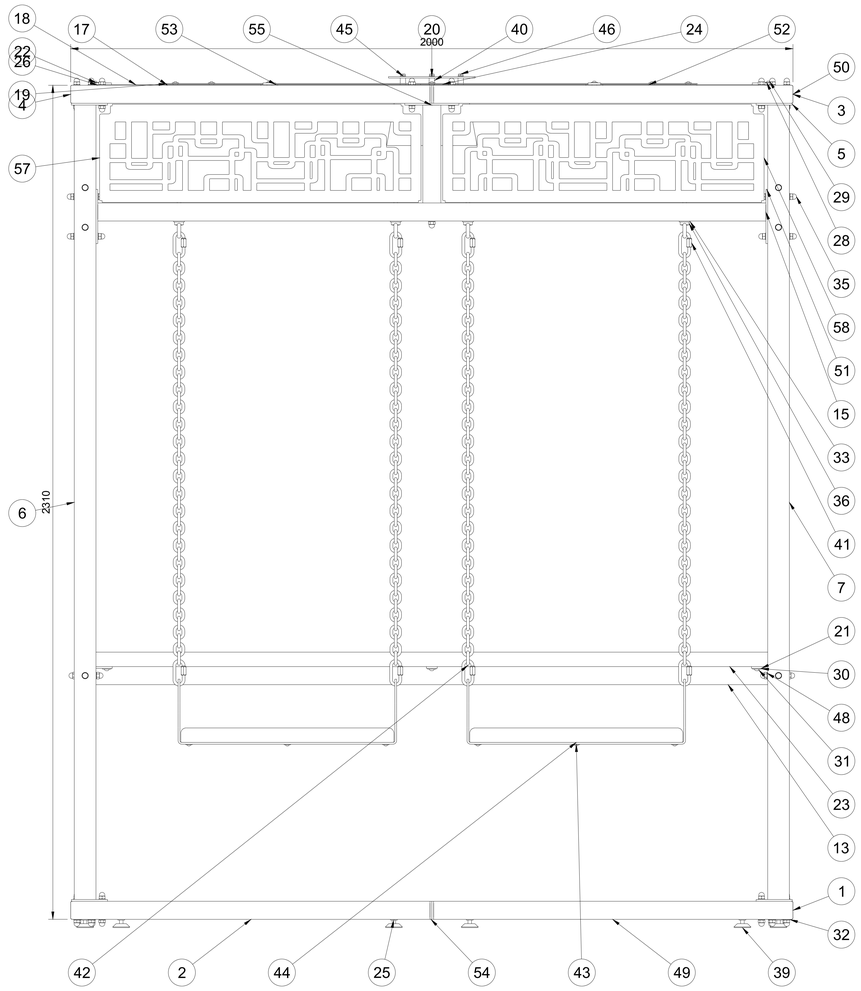

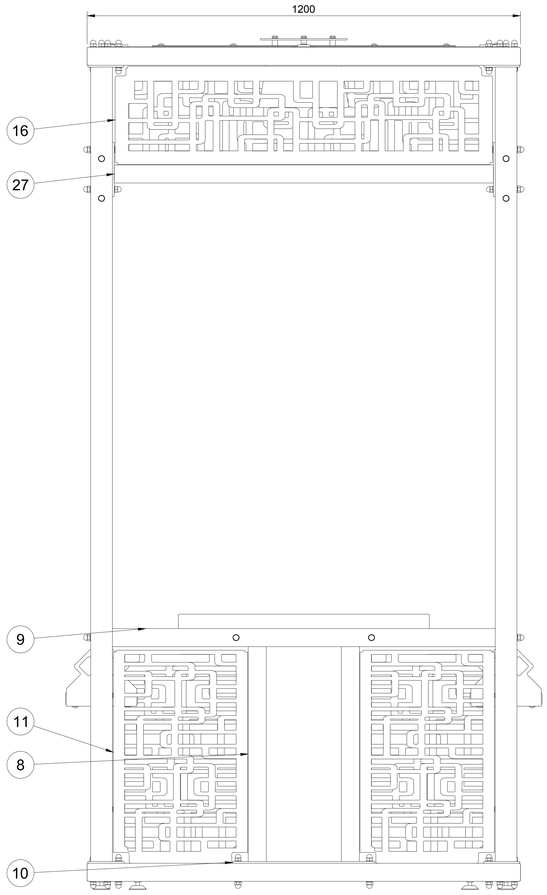

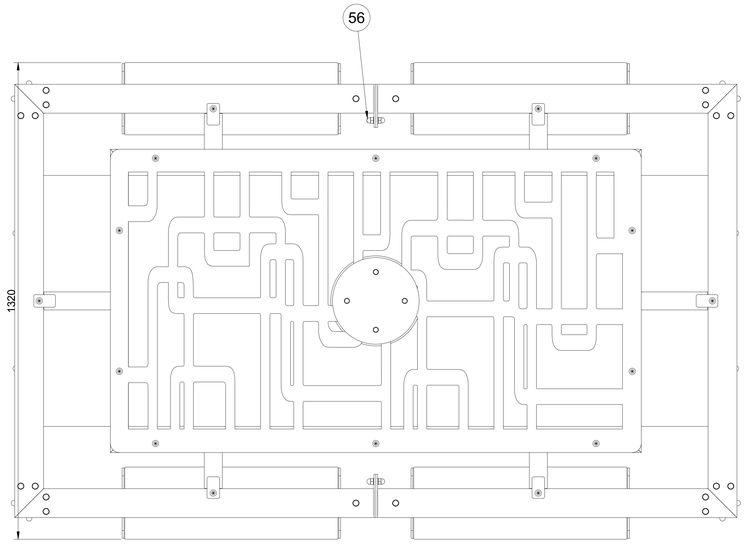

Item	Qty	Part Name	Material
58	2	Panel_Top_Long_Side_Left	Steel
57	2	Panel_Top_Long_Side_Left	Steel
56	4	Double End Stud DIN 835 - M10 x 1.5 x 35 Steel 4.6 Plain	Steel 4.6, Plain
55	2	Tube_ 50_50_2_Table_Side_Vertical (1)	Steel
54	8	Connector_80_50_Tube	Steel
53	4	Tube_50_50_2_Bridge_Short	Steel
52	2	Tube_50_50_2_Roof_Rectangle_Long	Steel
51	10	Vertical_Connector_For Horizontal_Tubes	Steel
50	2	Tube_80_50_2_Top_Square_Side_Long _Side_Back_Left	Steel
49	2	Tube_80_50_2_Bottom_Square_Long_S ide_Back_Left	Steel
48	1	Nut DIN 1587 - M10 x 1.25 - SW16 Steel 6 Plain	Steel 6, Plain
47	4	Hexagon Nut DIN 934 - M8 x 1.25 Steel 6 Plain	Steel 6, Plain
46	4	Hexagon Head Bolt DIN EN 24014 - M8 x 35 Steel 4.6 Plain	Steel 4.6, Plain
45	8	Washer DIN 433-1 - 8.4 - A Steel 100 HV Plain	Steel 100 HV, Plain
44	4	Wooden_Seat	Oak, White
43	4	Steel_Seat	Steel
42	8	Chain	Steel
41	16	8947T27_Oval-Shaped Threaded Connecting Link	Steel
40	4	Stainless_Steel_Spacer	Steel
39	12	K0674.4710X055	Nylon 6
38	8	Nut DIN 1587 - M10 - SW16 Steel 6 Plain	Steel 6, Plain
37	8	Hexagon Nut DIN 934 - M10 x 1.5 Steel 6 Plain	Steel 6, Plain
36	8	Lifting Eye Bolt DIN 580 - M10 Steel 4.6 Plain	Steel 4.6, Plain
35	141	Nut DIN 1587 - M10 x 1 - SW16 Steel 6 Plain	Steel 6, Plain
34	68	Hexagon Head Bolt DIN EN 24014 - M10 x 70 Steel 4.6 Plain	Steel 4.6, Plain
33	8	Washer DIN 9021 - 10.5 Steel 100 HV Plain	Steel 100 HV, Plain
32	150	Washer DIN 433-1 - 10.5 - A Steel 100 HV Plain	Steel 100 HV, Plain
31	6	Hexagon Socket Button Head Screw ISO 7380-1 - M8 x 25 Steel 4.6 Plain	Steel 4.6, Plain
30	6	Washer DIN 9021 - 8.4 Steel 100 HV Plain	Steel 100 HV, Plain
29	52	Hexagon Socket Button Head Screw ISO 7380-1 - M6 x 25 Steel 4.6 Plain	Steel 4.6, Plain
28	68	Washer DIN 9021 - 6.4 Steel 100 HV Plain	Steel 100 HV, Plain
27	2	Tube_50_50_Top	Steel
26	32	Flat Head Knurled Round Shank Open End Rivet Nut - M6 x 14 Steel Plain	Steel, Plain
25	12	Flat Head Knurled Round Shank Open End Rivet Nut - M10 x 24 Steel Plain	Steel, Plain
24	1	Lamp	Steel
23	1	Table_Top	Oak, White
22	6	Roof_Square_Connector	Steel
21	6	Tabletop_Connector	Steel
20	1	Roof_Panel_Cover	Steel
19	1	Roof_Panel	Steel
18	2	Tube_50_50_2_Bridge_Long	Steel
17	2	Tube_50_50_2_Roof_Rectangle_Short	Steel
16	2	Panel_Top_Head_Side	Steel
15	2	Tube_50_50_2_Top_Swing	Steel
14	2	Table_Top_Horizontal_Connector	Steel
13	2	Table_Top_Horizontal	Steel
12	6	Insert_Plate_M10_Thread	Steel
11	4	Panel_Bottom	Steel
10	2	Voetplaat_Tafelframe	Steel
9	2	Tube_ 50_50_2_Table_Side_Horizontal	Steel
8	4	Tube_ 50_50_2_Table_Side_Vertical	Steel
7	2	Tube_60_60_2_Vertical_Left	Steel
6	2	Tube_60_60_2_Vertical_Right	Steel
5	8	Connector_Vertical	Steel
4	2	Tube_80_50_2_Top_Square_Side_Long _Side_Front_Left	Steel
3	2	Tube_80_50_2_Top_Square_Short_Sid e_Left	Steel
2	2	Tube_80_50_2_Bottom_Square_Long_S ide_Front_Left	Steel
1	2	Tube_80_50_2_Bottom_Square_Short_ Side_Left	Steel

Parts List

Dept.	Technical reference	Created by	Approved by
		Goof van Beek 11/08/2026	
		Document type	Document status
STUDIO GOOF		Title: Stahlon_4_Persoons	DWG No.
		Rev.	Date of issue
			Sheet 2/2

STUDIO GOOF